



TACOMA DOME EXHIBITION HALL



the details

- 28,800 total square feet
- 120' x 240'
- 24 foot ceiling
- Maximum capacities:
 - Theater 3,500
 - Reception 3,000
 - Banquet 1,800
 - Classroom 1,400
 - 10' x 10' Booths 154
- Retractable walls provide multiple options for room configurations
- Individual lighting and sound in each room
- Staging adjustable from two to six feet

ala carte

Catering, audio visual services, security and staffing, Ticketmaster services and on-site box office, parking, electrical and water service utilities, banquet tables and chairs, dance floor, skirting, linens, pipe and drape, forklifts, wheelchair lift, free standing or table top lectern.



To book an event contact Tom Alexander
253.593.7627 Direct • 253.272.3663 Main
talexander@tacomadome.org

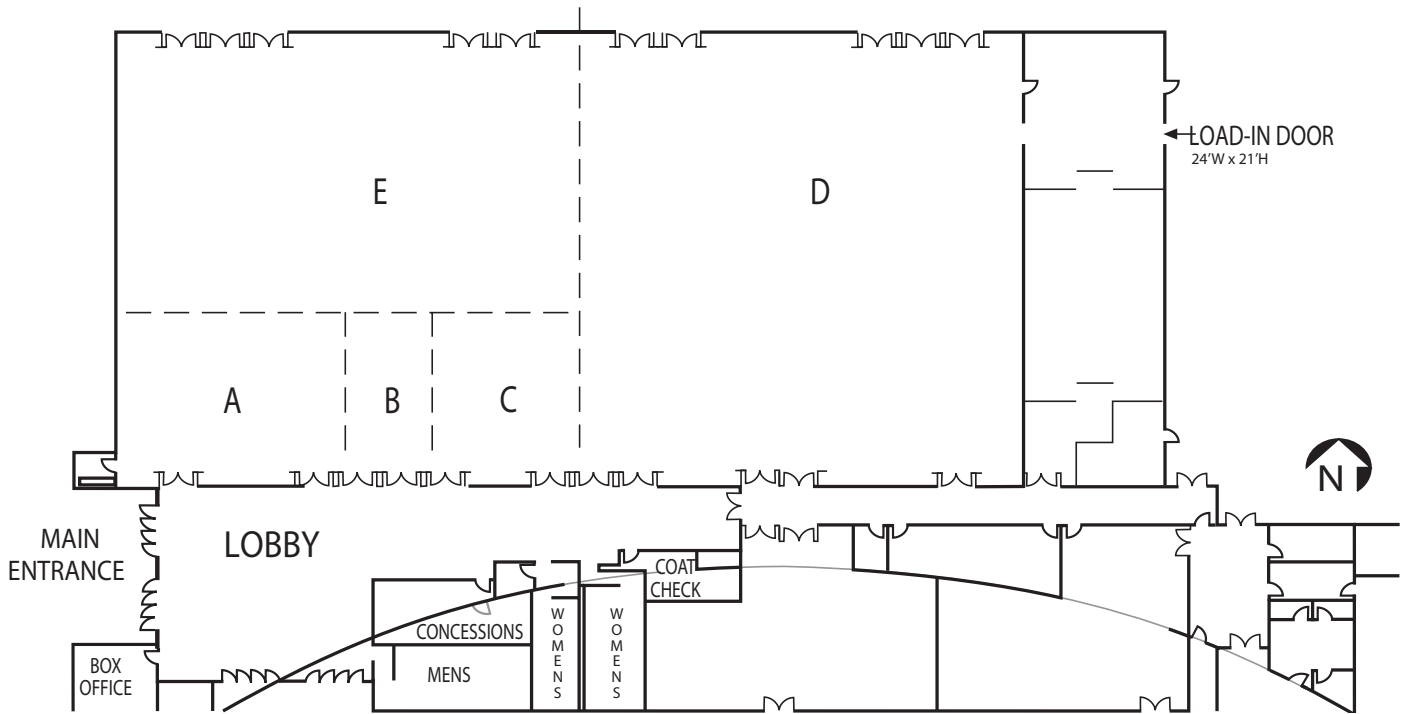
tacomadome.org

[Facebook.com/thetacomadome](https://www.facebook.com/thetacomadome)

[Twitter.com/tacomadome](https://twitter.com/tacomadome)

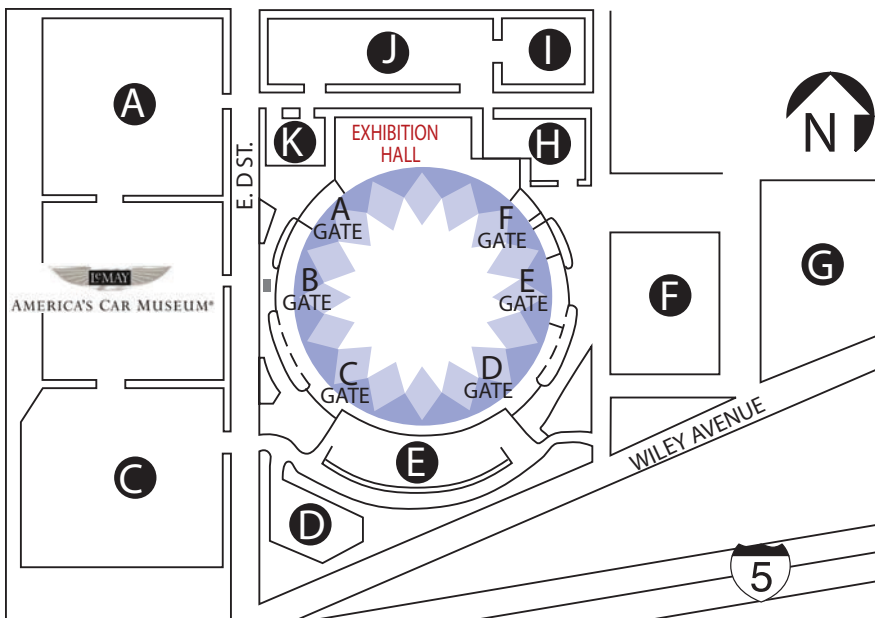
Tacoma Dome Exhibition Hall

Individual room dimensions, layout and capacities



A	B	C	D	E
2,400 square feet	800 square feet	1,600 square feet	14,400 square feet	9,600 square feet
40' X 60'	40' X 20'	40' X 40'	120' X 120'	80' X 120'
Reception 250	Reception 80	Reception 165	Reception 1,500	Reception 1,000
Theater 290	Theater 95	Theater 150	Theater 1,300	Theater 900
Classroom 115	Classroom 35	Classroom 75	Classroom 700	Classroom 465
Banquet 150	Banquet 30	Banquet 90	Banquet 900	Banquet 600

Prefunction space (lobby) 11,000 square feet



"The dinner and overall presentation were outstanding and the perfect lead-in to a magnificent evening."

~Marc H. Blau
Tacoma Athletic Commission

"Our organization has held an annual breakfast in the Exhibition Hall for approximately 20 years. Centerplate has provided a quality breakfast and excellent service."

~Maurice E. Laufer, Vice President
Greater Tacoma Christian Laymen's Outreach